

# Electrically actuated butterfly valves VEP K4-PVDF



- ND 65 to ND 200
- In-line pattern
- Electric actuator, Position index
- Manual operating for immediate action

## APPLICATIONS

Electrically actuated butterfly valves are useful to stop the flow of fluids in part of a plant. Opened they do not induce pressure drop. These models in plastics are designed for aggressive liquids.

Assistance with manual operating for maintenance or emergency operations (*actuator power supply is switched off before a manual operating*).

## TECHNICAL FEATURES

### Valve materials

Body: GF PP  
 Butterfly : PVDF  
 Seals: FPM  
 Process connections: Between flange (*Wafer*)  
 Pressure: 10 bar as maxima

### 90° electric actuator

Power : 45W  
 Duty rating: 30% (ND 65 ... ND 100), 50% (ND 150 ... ND 200)

### ND 65 ... ND 100

Movement: 10 ... 15s  
 Protection: IP65  
 Wiring: 1 cable gland ISO M20  
 DIN 43650 plug; 3 wire + earth  
 Main power input: 90...240 V AC 50/60 Hz and 90...350 V DC  
 24 V AC 50/60 Hz and 24 V DC

### ND 150

Movement: 30s  
 Protection: IP67  
 Wiring: 2 cable gland ISO M20  
 Main power input: 90...240 V AC 50/60 Hz and 90...350 V DC  
 15...30V AC 50/60 Hz, .../... 12...48V DC

### ND 200

Movement: 60s  
 Protection: IP67  
 Wiring: 2 cable gland ISO M20  
 Main power input: 90...240 V AC 50/60 Hz and 90...350 V DC  
 15...30 V AC 50/60 Hz, .../... 12...48 V DC

OPTIONS *Upon request*

## CODE NUMBERS AND REFERENCES

d	ND	24 V AC and 24 V DC (DN 65 ... DN 100) 15 V AC and 48 V DC (DN 150 and DN 200)	90...240 V AC and 90...350 VDC
75	65	914 649	914 654
90	80	914 650	914 655
110	100	914 651	914 656
160	150	914 652	914 657
225	200	914 653	914 658

**BAMO MESURES**

22, Rue de la Voie des Bans - Z.I. de la Gare - 95100 ARGENTEUIL

Tél : (+33) 01 30 25 83 20 - Web : [www.bamo.fr](http://www.bamo.fr)

Fax : (+33) 01 34 10 16 05 - E-mail : [info@bamo.fr](mailto:info@bamo.fr)

Electrically actuated  
butterfly valves

**VEP K4-PVDF**

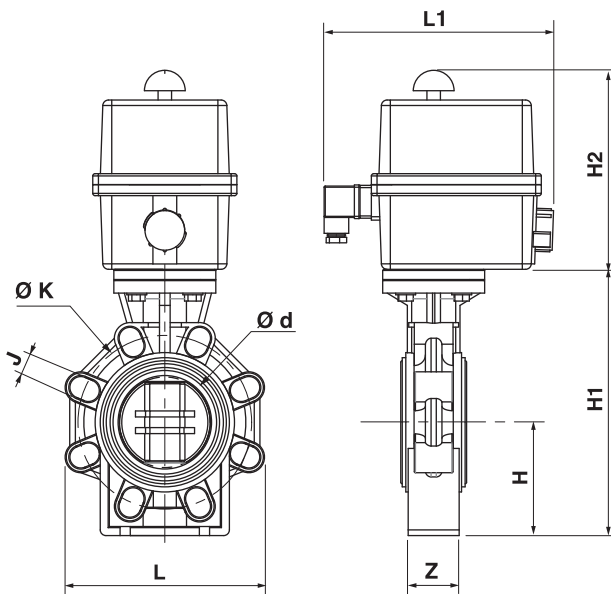
29-11-2011

914 I1 09 A

**PLAS**

**914-09/1**

## DIMENSIONS



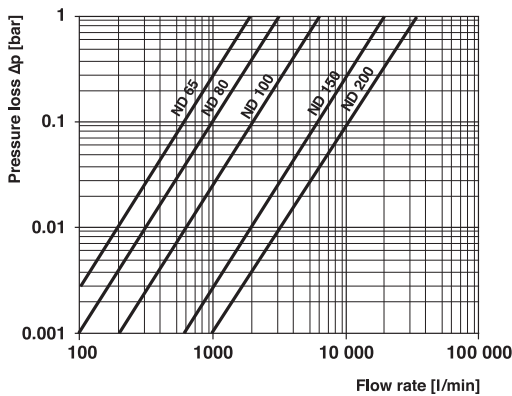
ND	d	H	H1	H2	L	L1	Z	K	J
65	75	100	232	177	133	205	46	127 / 145	19
80	90	100	239	177	176	205	49	146 / 160	19
100	110	115	269	177	206	205	56	175 / 190.5	19
150	160	148	333	258	261	275	70	234.5 / 241.5	23
200	225	175	395	258	314	276	71	290 / 298.5	23

### Mounting flange torques

ND	65	80	100	150	200
Nm	15	18	20	40	55

## OPERATING FEATURES

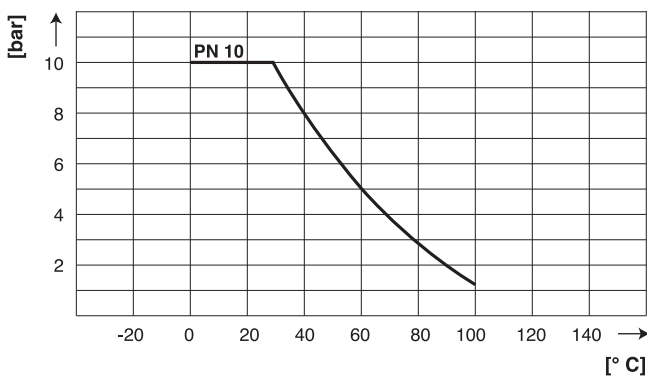
Pressure loss vs. Flow diagram [water at 20°C]



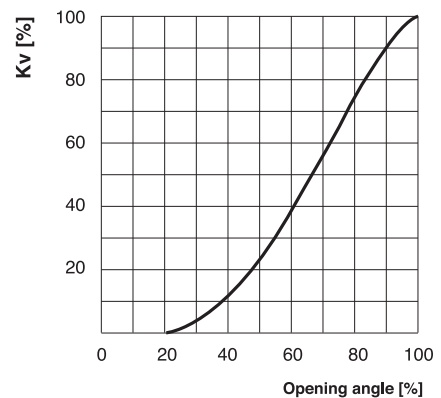
Kv value table

	Pressure loss	
	1 bar	0.001 bar
ND 65	1900 l/min	60 l/min
ND 80	3100 l/min	100 l/min
ND 100	6000 l/min	190 l/min
ND 150	19000 l/min	600 l/min
ND 200	35000 l/min	1100 l/min

Pressure vs. temperature diagram



Flow characteristic



# BAMO MESURES

22, Rue de la Voie des Bans - Z.I. de la Gare - 95100 ARGENTEUIL  
 Tél : (+33) 01 30 25 83 20 - Web : [www.bamo.fr](http://www.bamo.fr)  
 Fax : (+33) 01 34 10 16 05 - E-mail : [info@bamo.fr](mailto:info@bamo.fr)

Electrically actuated  
butterfly valves

**VEP K4-PVDF**

29-11-2011

914 I1 09 A

**PLAS**

**914-09/2**