

# Electrically actuated 3-way ball valves VE3V S4-PPH



- ND 10 to ND 50
- In-line pattern
- Electric actuator, Position index
- Manual operating for immediate action

## APPLICATIONS

Electrically actuated 3-way ball valves are useful for redirecting or to stop the flow of fluids in plants. These models in plastics are designed for aggressive liquids. Assistance with manual operating for maintenance or emergency operations (*actuator power supply is switched off before a manual operating*).

## TECHNICAL FEATURES

### Valve materials

Body:	PPH
Seals:	EPDM or FPM
Ball:	PPH
Ball seating joints:	PTFE
Ball shapes:	L shape or T shape
Process connections:	Unions (solvent sockets)
Pressure:	10 bar as a maximum up to 20°C, see the diagram P vs. T

### 90° electric actuator

Operation:	10 s approx. for rotating 90°
Emergency operation:	Manual operating
Duty rating:	30%
Protection:	IP65
Wiring:	1 cable gland ISO M20 DIN 43650 plug; 3 wire + earth
Power:	15 W (ND10 to ND50)
Main power input:	90...240 V AC 50/60 Hz and 90...350 V DC 24 V AC 50/60 Hz and 24 V DC

OPTIONS *Upon request*

## CODE NUMBERS AND REFERENCES

		24 V AC and 24 V DC		90...240 V AC and 90...350 VDC	
d	ND	L shape / EPDM seals	L shape / FPM seals	L shape / EPDM seals	L shape / FPM seals
16	10	914 341	914 348	914 355	914 362
20	15	914 342	914 349	914 356	914 363
25	20	914 343	914 350	914 357	914 364
32	25	914 344	914 351	914 358	914 365
40	32	914 345	914 352	914 359	914 366
50	40	914 346	914 353	914 360	914 367
63	50	914 347	914 354	914 361	914 368
d	ND	T shape / EPDM seals	T shape / FPM seals	T shape / EPDM seals	T shape / FPM seals
16	10	914 369	914 376	914 383	914 390
20	15	914 370	914 377	914 384	914 391
25	20	914 371	914 378	914 385	914 392
32	25	914 372	914 379	914 386	914 393
40	32	914 373	914 380	914 387	914 394
50	40	914 374	914 381	914 388	914 395
63	50	914 375	914 382	914 389	914 396

**BAMO MESURES**

22, Rue de la Voie des Bans - Z.I. de la Gare - 95100 ARGENTEUIL

Tél : (+33) 01 30 25 83 20 - Web : [www.bamo.fr](http://www.bamo.fr)

Fax : (+33) 01 34 10 16 05 - E-mail : [info@bamo.fr](mailto:info@bamo.fr)

Electrically actuated  
3-way ball valves  
**VE3V S4-PPH**

19-03-2012

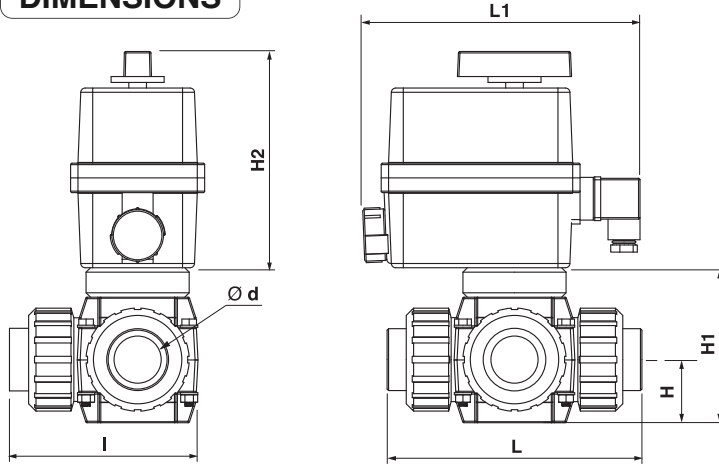
914 I1 05 B

**PLAS**

**914-05/1**

914

## DIMENSIONS



ND	10	15	20	25	32	40	50
d	16	20	25	32	40	50	63
H	33	33	40	43	51	56	64
H1	86	86	100	106	130	155	168
H2	148	148	148	148	148	148	148
L	138	138	163	169	222	231	264
L1	190	190	190	190	190	190	190
I	95	95	116	119	161	166	192

## OPERATING FEATURES

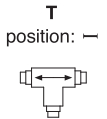
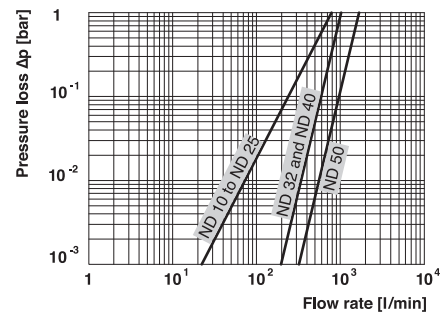
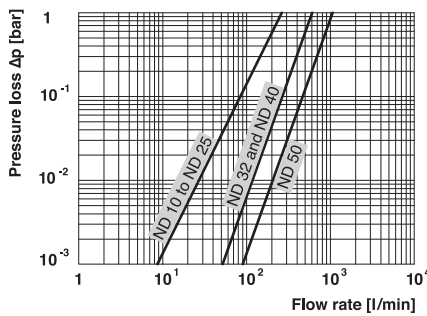
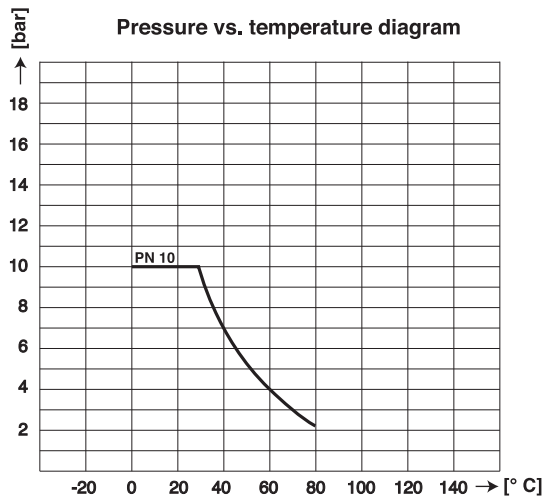
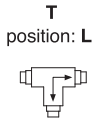
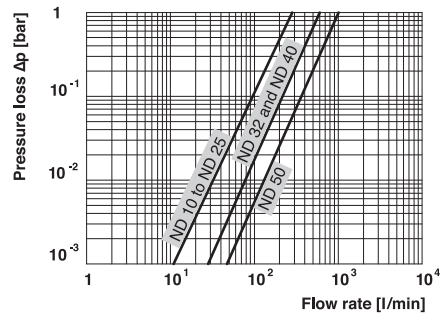
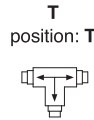
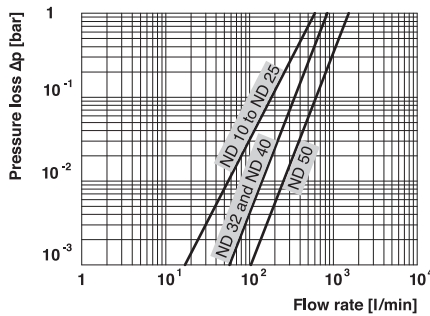


Diagram pressure loss vs flow rate [water at 20°C]



**BAMO MESURES**

22, Rue de la Voie des Bans - Z.I. de la Gare - 95100 ARGENTEUIL

Tél : (+33) 01 30 25 83 20 - Web : [www.bamo.fr](http://www.bamo.fr)

Fax : (+33) 01 34 10 16 05 - E-mail : [info@bamo.fr](mailto:info@bamo.fr)

Electrically actuated  
3-way ball valves

**VE3V S4-PPH**

19-03-2012

914 I1 05 B

**PLAS**

**914-05/2**