

Pneumatically actuated 3-way ball valves, single / double acting VP3V S4-PVDF



- ND 10 to ND 50
 - In-line pattern
 - Pneumatic actuator
- Single or double acting, Position index**

APPLICATIONS

Pneumatically actuated 3-way ball valves are useful for redirecting or to stop the flow of fluids in plants. These models in plastics are designed for aggressive liquids. The options permit automatic operations.

TECHNICAL FEATURES

Valve materials

Body:	PPH
Seals:	EPDM or FPM
Ball:	PPH
Ball seating joints:	PTFE
Ball shapes:	L shape or T shape
Process connections:	Unions (<i>solvent sockets</i>)
Pressure:	10 bar as a maximum up to 20°C, <i>see the diagram P vs. T</i>

Pneumatic actuator	Single or Double acting
Control pressure:	6 bar as a minimum, 8 bar as a maximum
Connections:	1/4" G
According to:	NAMUR VDI/VDE 3845 and ISO 5211

OPTIONS	- Limit switch box
	- Pilot valve: 3/2-way solenoid valve (<i>single effect</i>)
	- Pilot valve: 5/2-way solenoid valve (<i>double effect</i>)

CODE NUMBERS AND REFERENCES

d	DN	Single effect		Double effect	
		L shape	T shape	L shape	T shape
16	10	913 631	913 652	913 645	913 666
20	15	913 632	913 653	913 646	913 667
25	20	913 633	913 654	913 647	913 668
32	25	913 634	913 655	913 648	913 669
40	32	913 635	913 656	913 649	913 670
50	40	913 636	913 657	913 650	913 671
63	50	913 637	913 658	913 651	913 672

BAMO MESURES

22, Rue de la Voie des Bans - Z.I. de la Gare - 95100 ARGENTEUIL

Tél : (+33) 01 30 25 83 20 - Web : www.bamo.fr

Fax : (+33) 01 34 10 16 05 - E-mail : info@bamo.fr

Pneumatically actuated
3-way ball valves
VP3V S4-PVDF

14-03-2014

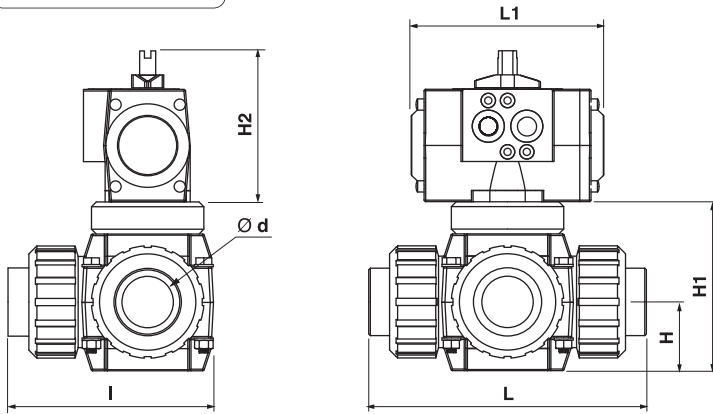
913 I1 08 D

PLAS

913-08/1

913

DIMENSIONS



Double effect

ND	10	15	20	25	32	40	50
d	16	20	25	32	40	50	63
H	33	33	40	43	51	56	64
H1	86	86	100	106	130	155	168
H2	91	91	91	91	91	112	112
L	138	138	163	169	222	231	264
L1	119	119	119	119	119	160	160
I	95	95	116	119	161	166	192

Single effect

ND	10	15	20	25	32	40	50
d	16	20	25	32	40	50	63
H	33	33	40	43	51	56	64
H1	86	86	100	106	130	155	168
H2	91	91	112	112	112	112	132,5
L	138	138	163	169	222	231	264
L1	119	119	160	160	119	160	175
I	95	95	116	119	161	166	192

OPERATING FEATURES

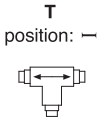
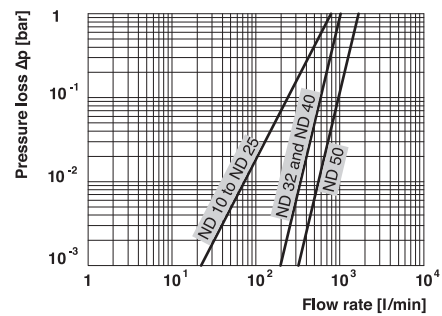
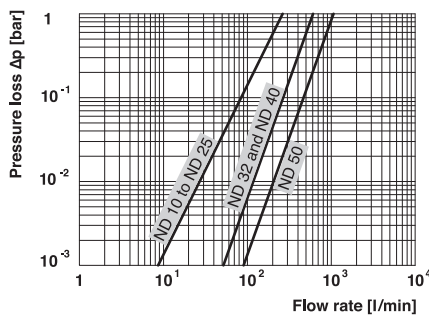
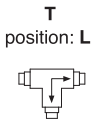
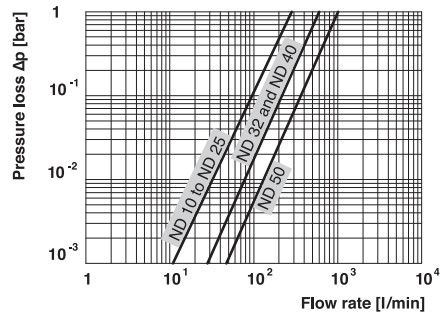
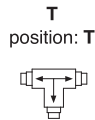
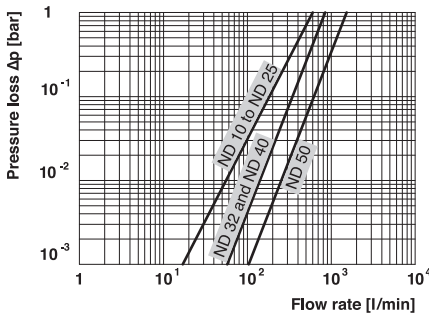
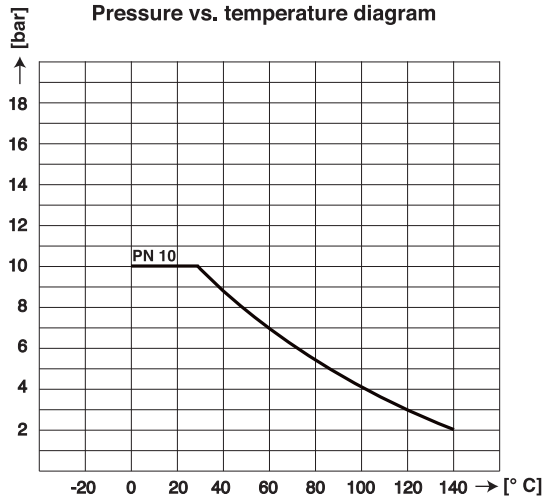


Diagram pressure loss vs flow rate
[water at 20°C]



Pressure vs. temperature diagram



BAMO MESURES

22, Rue de la Voie des Bans - Z.I. de la Gare - 95100 ARGENTEUIL

Tél : (+33) 01 30 25 83 20 - Web : www.bamo.fr

Fax : (+33) 01 34 10 16 05 - E-mail : info@bamo.fr

Pneumatically actuated
3-way ball valves

VP3V S4-PVDF

14-03-2014

913 I1 08 D

PLAS

913-08/2