

PRESSURE REDUCING VALVES

RDP 906



- All wetted parts in plastic
- Protection of low pressure process lines
- Body parts in PPH Glass fibre reinforced
- PTFE coated diaphragm
- Adjustable from 1 to 9 bar
- From ND 10 to ND 25

APPLICATION AND FITTING

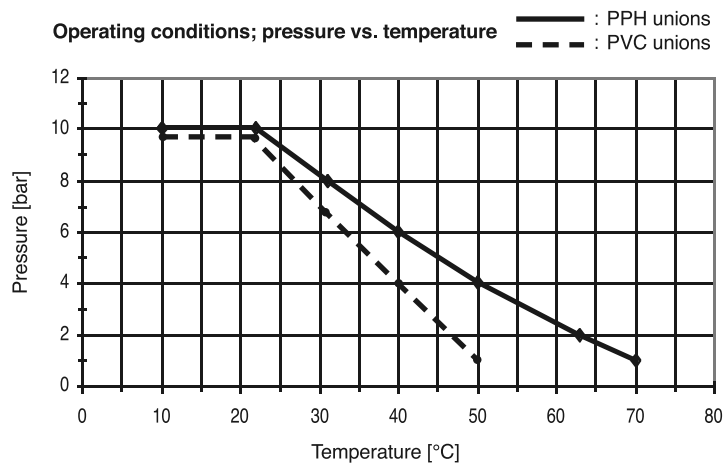
A pressure reducing valve RDP 906 maintains constant the pressure downstream, at the adjusted value (*lower than the upstream pressure*). An EPDM diaphragm, PTFE coated, separates the mechanical parts body and the channel. All wetted parts are in plastics. The seat seal is in EPDM or FPM according to the model and connections. Without any metallic parts exposed to the atmosphere it allows a location in aggressive, corroding ambient.

The downstream pressure is adjustable from 1 to 9 bar with an upstream pressure up to 10 bar.

These equipment protection devices may be fitted in any position, in line, or on by-pass according to the application.

TECHNICAL FEATURES

Body:	PPG (Glass fibre reinforced Polypropylene)
Diaphragm:	EPDM, PTFE coated
Seat seal and O-rings:	or EPDM or FPM
Adjustable range:	1...9 bar
Pressure:	Class PN 10 (at 20°C) ; [bar]
Inlet / outlet size:	ND 10 to ND 25
Connections:	DIN 8068 threaded
	PVC union to glue on site
	PPH union to weld on site
Temperature limits	PPH: 10 to 70°C ; PVC: 10 to 50°C



BAMO MESURES

22, Rue de la Voie des Bans - Z.I. de la Gare - 95100 ARGENTEUIL

Tél : (+33) 01 30 25 83 20 - Web : www.bamo.fr

Fax : (+33) 01 34 10 16 05 - E-mail : info@bamo.fr

PRESSURE REDUCING
VALVES
RDP 906

02-01-2012

906 I1 02 C

PLAS

906-02/1

906

CODE NUMBERS

RDP 906 with PVC unions to be glued on site

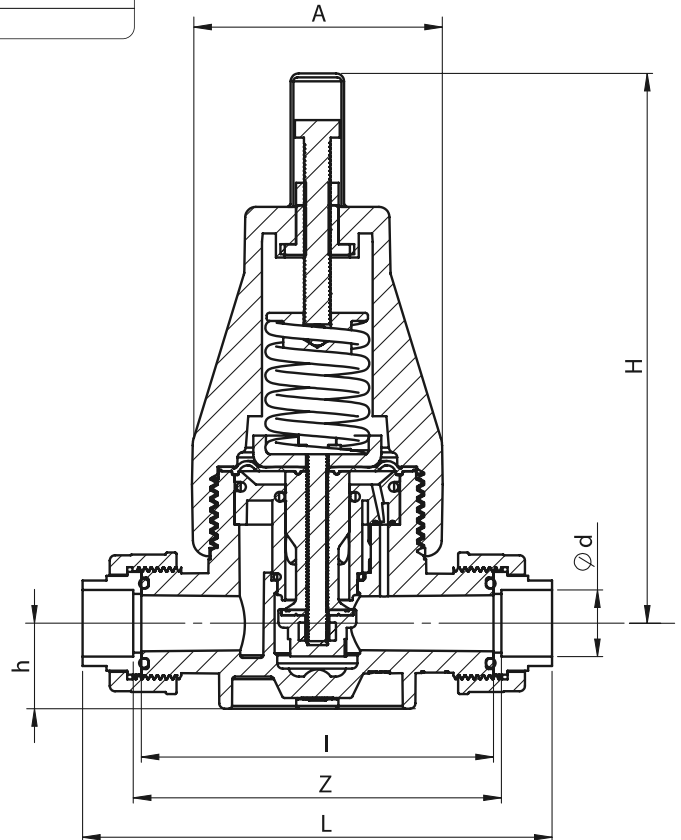
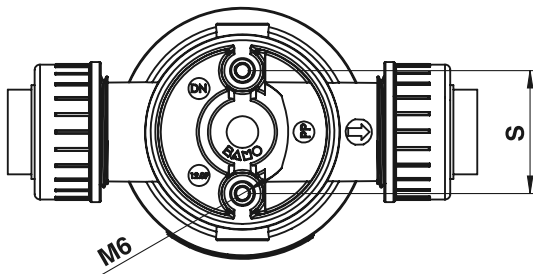
ND	Sealing EPDM	Sealing FPM
ND 10	906 001	906 011
ND 15	906 002	906 012
ND 20	906 003	906 013
ND 25	906 004	906 014

RDP 906 with PP unions to be welded on site

ND	Sealing EPDM	Sealing FPM
ND 15	906 102	906 112
ND 20	906 103	906 113
ND 25	906 104	906 114

Any other material or model: please contact us

DIMENSIONS



ND	d (mm)	A [mm]	H [mm]	h [mm]	I [mm]	S [mm]	Z [mm]		L [mm]		Mass [Kg]
							PVC	PPH	PVC	PPH	
ND 10	16	80	186	24	112	40	118	-	147	-	0,52
ND 15	20	80	186	24	112	40	118	118	152	151	0,53
ND 20	25	94	210	32	132	46.5	138	138	176	175	0,93
ND 25	32	94	210	32	132	46.5	138	138	182	179	0,96

FLOW RATE LIMITS

ND	Flow rate [l/h] *
ND 10	900
ND 15	2000
ND 20	3500
ND 25	5500

* Measured maxima according to a fluid speed of 3 m/s approx.
The speed of 3 m/s may be considered as a maximum.
Above 3 m/s the plastic devices will be damaged.

For water at 20°C

BAMO MESURES

22, Rue de la Voie des Bans - Z.I. de la Gare - 95100 ARGENTEUIL

Tél : (+33) 01 30 25 83 20 - Web : www.bamo.fr

Fax : (+33) 01 34 10 16 05 - E-mail : info@bamo.fr

**PRESSURE REDUCING
VALVES
RDP 906**

02-01-2012

906 I1 02 C

PLAS

906-02/2