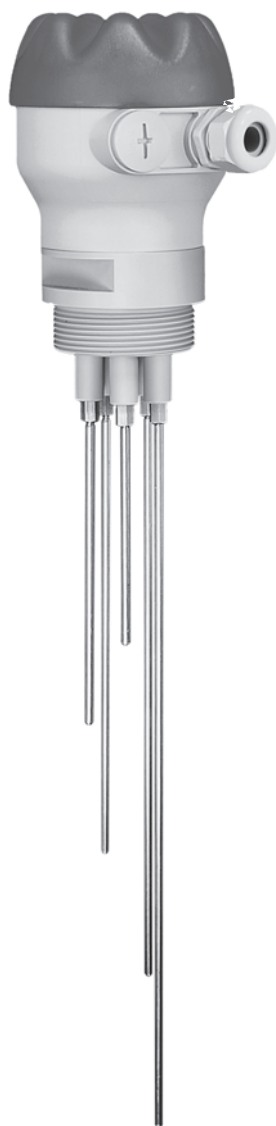


LEVEL CONTROL WITH RESISTIVE PROBES STE / BES



- For all conductive liquids
- From 1 to 5 electrodes
- All motionless parts
- Adjustable lengths on site
- Maximum pressure 15 bar
- Maximum temperature 110°C
- Process connections in PPh or stainless steel 316
- Rods are in stainless steel or titanium

PRINCIPLE

The difference of electrical resistance when electrodes are immersed in the conductive fluid switches a contact relay ES 2001 (please refer to documentation 530-01).

APPLICATIONS

Control or regulation of level fluid in open or closed tanks, flumes, etc.
Detection of fluid or lack of fluid in pipes, fluid leakage, pumps protection...

DESCRIPTION

Each probe is made of 3 main parts:

- The housing: in PPh with cable gland 9 mm. Protection IP 65.
- Process connection: assures also electrical insulation between the rods, and with the tank. Material: PPh or stainless steel 316 Ti.
- Rods: 1 to 5 according to the model. Material: stainless steel 316 L or titanium (on request). Standard lengths are 500 to 2 000 mm and should be adjusted on site.

MOUNTING

A vertical mounting above the tank is the best; if it is not possible, the limit angle is 45°C, downward. Caution: it is necessary to avoid any short circuit due to the liquid standing between two rods.

Verify concordance of pressure, temperature and chemical resistance of the probe with the process conditions. Caution: it is necessary to avoid damages due to vapours and condensation. Our technicians may help you to choose a model.

If possible, do not fit a plastic connection probe on metal: it could destroy the thread probe; blocking nuts are available.

If there are fluid turbulences, take care of accidental rods touching originating false signals; sheathed rods are available, or a tranquilization area could be a solution.

If the fluid creates deposit or vapours exist: it is necessary to avoid any electrical short circuit between rods with sheathed rods.

To determine number of necessary rods: 1 for each level + 1 reference rod if the tank is not of an electrical conductive material.

BAMO MESURES

22, Rue de la Voie des Bans - Z.I. de la Gare - 95100 ARGENTEUIL

Tél : (+33) 01 30 25 83 20 - Web : www.bamo.fr

Fax : (+33) 01 34 10 16 05 - E-mail : info@bamo.fr

LEVEL CONTROL WITH
RESISTIVE PROBES
STE / BES

04-12-2013

540 I1 01 F

NIV

540-01/1

CODES AND REFERENCES

Rods Num	BSP [inch]	PPh Maxi. 6 bar / 110 °C		Stainless steel 316 Ti Maxi. 15 bar / 110 °C		Housing	Common features
		Reference	Code number	Reference	Code number		
1	1/2 "	STE/A/PPH	540 110	STE/A/I	540 210	PP (IP 65)	Stainless steel rods Ø 4 mm threaded M4 Standard rod length: 500 mm Maximal length: 2 000 mm Over 2000 mm please see the type HE/HS resistive probes (documentation 542)
2	1 1/4 "	STE/Z/PPH	540 120	STE/Z/I	540 220	PP (IP 65)	
3	1 1/4 "	STE/D/PPH	540 130	STE/D/I	540 230	PP (IP 65)	
4	2 "	STE/V/PPH	540 140	STE/V/I	540 240	PP (IP 65)	
5	2 "	STE/F/PPH	540 150	STE/F/I	540 250	PP (IP 65)	

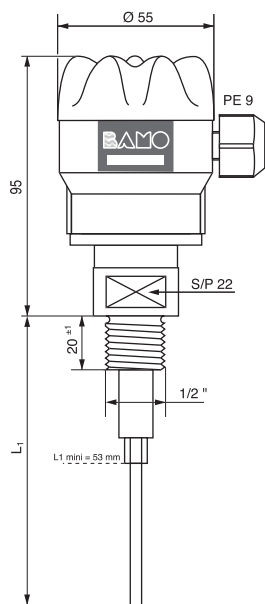
SPECIAL MODELS

Rods in titanium: normally with PPh process connection
Rods are 5 mm diameter, thread M5

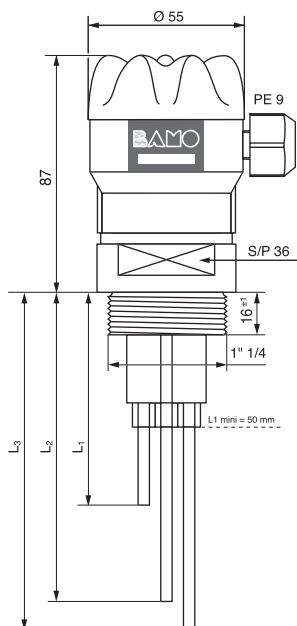
Sheath polyolefin: to avoid short circuit between rods (max 100°C)

DIMENSIONS

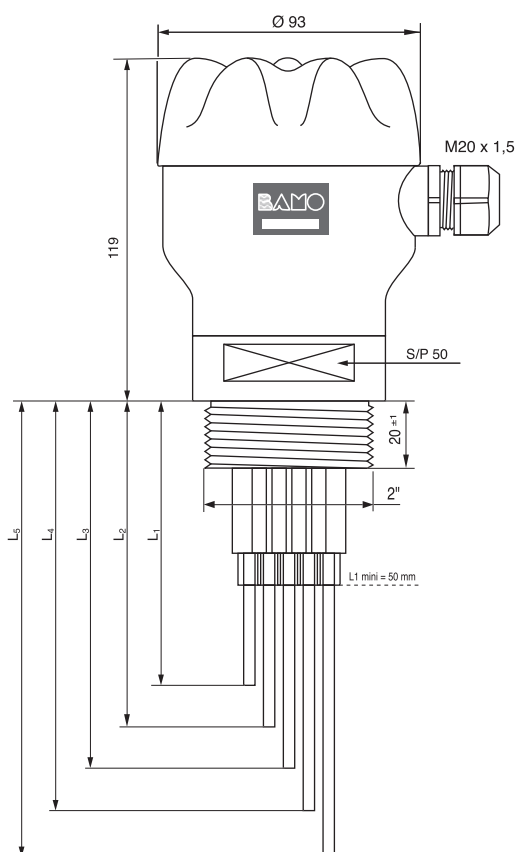
STE / A / ...



STE / Z / ... - STE / D / ...



STE / V / ... - STE / F / ...



BAMO MESURES

22, Rue de la Voie des Bans - Z.I. de la Gare - 95100 ARGENTEUIL

Tél : (+33) 01 30 25 83 20 - Web : www.bamo.fr

Fax : (+33) 01 34 10 16 05 - E-mail : info@bamo.fr

**LEVEL CONTROL WITH
RESISTIVE PROBES
STE / BES**

04-12-2013

540 I1 01 F

NIV

540-01/2